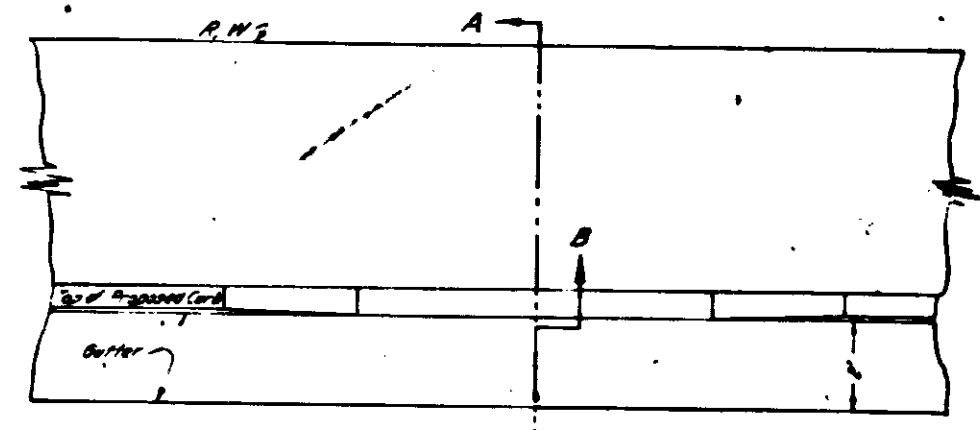
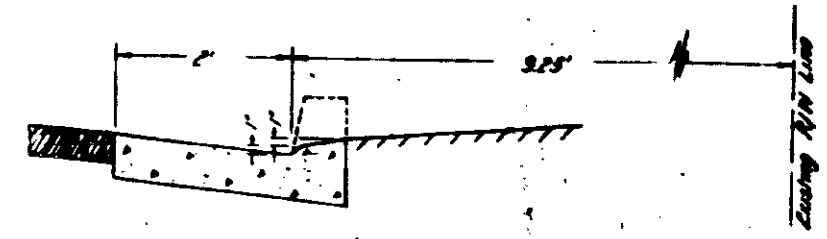
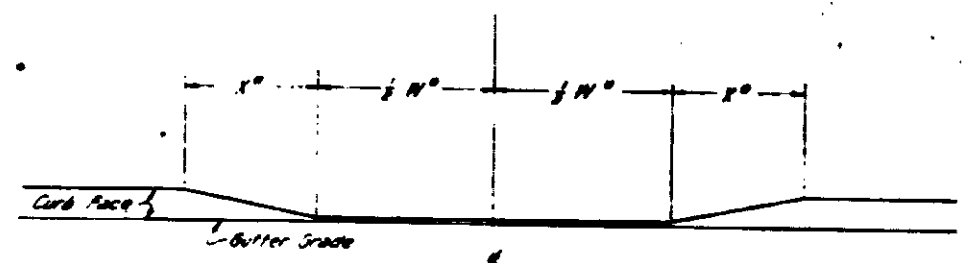


E. G. Smith  
 Approved May 22, 1938  
 Civil Engineer—License 5876



Commercial: 1'-2" W, N=35 Max  
 Residential: 1'-3" W, N=12"

Scale: 1"=2'



Note: Driveways to be constructed where directed by the Engineer.

CLASS "A" CONCRETE (Curbs & Gutters)	
L.I.	
Sta 135+90 to Valencia Ave.	1106 CY
Valencia Ave. to Lawrence Ave.	1155 CY
Lawrence Ave. to Harrison St	309 CY
Harrison St to End of Project	425 CY
R.I.	
Beginning of Project to Hospital Drive.	706 CY
Hospital Drive to Park Drive.	746 CY
Park Drive to Palm Drive.	772 CY
Palm Drive to Drive (Ball Park)	183 CY
Drive (Ball Park) to End of Project	357 CY
<b>TOTAL</b>	<b>5829 CY</b>

CURB AND GUTTER QUANTITIES  
 AND  
 DEPRESSED CURB DETAILS  
 Scale: As Shown  
 May 12, 1938